

LWAX SERIES Outdoor Lighting

LWAX-MD-15-50W-MCTP-P

GEN. 2 ADJUSTABLE WALL PACK, WATTAGE & CCT SELECT. WITH PHOTOCELL

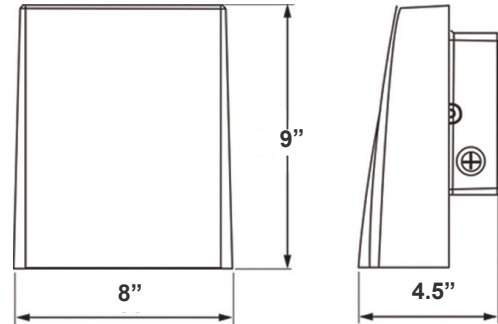
MCTP Multi Color Temperature & Multi Power/Wattage (Selectable)

Customer Name: _____

Project Name: _____

Note: _____

Type: _____



8" (W) x 9" (H) x 4.5" (D)

Ideal for general site lighting, alleys, loading docks, doorway, pathway, and parking areas. Great for use with motion sensors or another instant on/off controls.

Features

- High Light Transmittance, Anti-UV and Fire Resistant PC Lens
- Four 1/2" Knockouts: 1 Top, 1 on Each Side, 1 Back
- Die-Cast Aluminum With Powder Coat Finish (Dark Bronze)
- 7-Year Warranty
- Multi CCT and Power (Switches are inside fixture)

Technical Specifications

Electrical:

- Voltage: 120-277VAC 60Hz
- Wattage: 15W/20W/30W/50W
- Power Factor: >0.95
- Efficacy: 125 LPW

Mechanical:

- Die-Cast Aluminum With Powder Coat Finish
- DC Button Photocell Included
- High Light Transmittance, Anti-UV and Fire Resistant Shatterproof PC Lens
- Light Head Can Be Adjusted From 0° to 90°
- Can Be Installed Facing Up (As An Uplight)
- Full Cutoff, Dark Sky Compliant
- Four 1/2" Knockouts: 1 Top, 1 on Each Side, 1 Back
- Operating Temperature: -4°F -104°F
- IP65, Suitable for Wet Location
- 7-Year Warranty

Lighting:

- Dimming: 0~10V Dimmable
- Multi CCT and Power (Switches are inside fixture)
- The Type II Distribution is Used For Wide Walkways, On Ramps and Entrance Roadways, As Well As Other Long, Narrow Lighting
- Total Lumens: 6250LM Max.
- Color Temperatures: 3000K/ 4000K/ 5000K/ 5700K
- Color Rendering Index: CRI ≥ 80
- Beam angle: 80° x 100°
- Rated life: 70,000 Hrs

Applications:

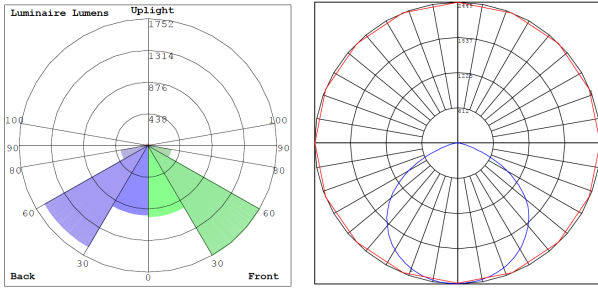
- General site Lighting
- Alleys
- Loading docks
- Doorways
- Pathways
- Parking areas

Other Models:

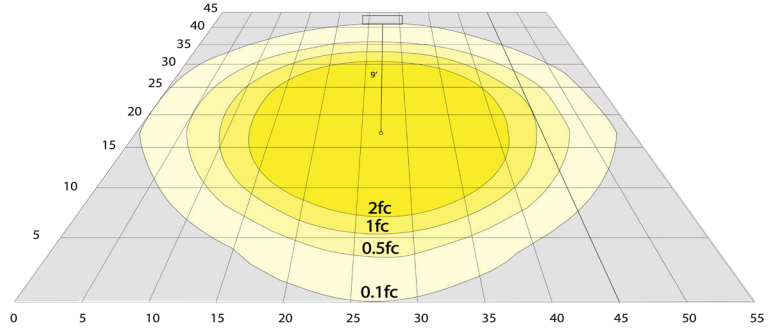
- 120W | 15000LM | LWAX-LG-50-120W-MCTP-P



Photometrics: LWAX-MD-15-50W-MCTP-P



BUD Rating: B2-U2-G1




Area 45'x 55' Mounting Height: 9'


Other Views:



Side View



Front View



Back View

Performance Table: LWAX-MD-15-50W-MCTP-P

MODEL NO.	Wattage	Voltage	Lumens	Color Temp.	BUG Rating	LPW
LWAX-MD-15-50W-MCTP-P	15W	120~277V	1875LM	3000K 4000K 5000K 5700K	B2-U2-G1	125
	20W		2500LM			
	30W		3750LM			
	50W		6250LM			

Sample Ordering

Model	Size	Min. Wattage	Max. Wattage	Color Temp.	Photocell
LWAX	MD	15	50W	MCTP	P

Accessories:

Blank = No Option For Accessories
LWA-SH2 = SHROUD

Factory-Installed Options:

Blank = No Option For Accessories
OPT-EM-FM1INT = INTERNAL EMERGENCY BACKUP BATTERY
OPT-SEN-3MRLV-5 = PROGRAMMABLE MICROWAVE BI-LEVEL
OPT-CLR-85 = COLOR PAINT
OPT-PC-B = BUTTON
OPT-TRS-T120 = TAMPER RESISTANT SCREW
WEC-8RC = OPTIONAL REMOTE

ACCESSORIES:



LWA-SH2

FACTORY-INSTALLED OPTIONS:



OPT-EM-FM1INT



OPT-SEN-3MRLV-5



WEC-8RC



OPT-PC-B




COLOR CHART: * Choose from one of our Premium Colors with no set-up fee.

Gloss:



Hammer:



Texture:



Vein:

